











Your Breast Pump Qualify through insurance BREAST PUMP COMPARISON CHART



	Brand	Model	Suction Strength (mmHg)	Digital Display	Closed System	Battery Power	Manufacturer Warranty	Weight	Bag Included
	AMEDA	Mya Joy	280	✓	✓	Rechargeable	2 Years	.5 lb	✓
	ELVIE	Elvie	220	App Controlled	✓	Rechargeable	2 Years	.5 lb	✗
	MEDELA	Pump In Style	240	✗	✓	Battery option plugin	1 Year	1.18 lb	✗
	MOTIF	Duo	250	✓	✓	Rechargeable	1 Year	.6 lb	✗
	MOTIF	Luna	280	✓	✓	✗	1 Year	2 lb	✗
	MOTIF	Twist	250	✓	✓	✗	1 Year	.5 lb	✗
	SPECTRA	S1 Plus	270	✓	✓	Rechargeable	2 Years	4.1 lb	✗
	SPECTRA	S2 Plus	270	✓	✓	✗	2 Years	4 lb	✗
	SPECTRA	S9 Plus	260	✓	✓	Rechargeable	2 Years	.5 lb	✗
	ELVIE	Stride	270	App Controlled	✓	Rechargeable	2 Years	.5 lb	✗
	AMEDA	Mya Joy Plus	250	✓	✓	Rechargeable	2 Years	.5 lb	✓

*Upgrade Option